

Log-in Instructions ONLINE INVOICE PORTAL

Visit the online invoice portal to view or download your invoices

SUCCESSFUL PURCHASE CONFIRMATION

You have won this item

as of 21.08.2024 08.22.11

Dear NATHAN J H DONNISON,

Congratulations, you are successful on the below item.

Description:	HYOSUNG/GT250R
Sales Text:	
Rego :	
VIN :	KM4MJ51E971106003
Auction No/Lot No:	DWM353/3023
Stock number:	6691024
Amount Due :	5 221.00

The Amount Due is inclusive of Fees and less any Deposits paid.

How To Pay:

- Pay securely via Cox's Invoice Payment Portal for immediate Release of the vehicle.
- View/Download a copy of the Invoice from the Portal to see alternate payment options.

You, or your Nominated Payer, can access the Payment Portal via the links within Manheim's Website or from here: <https://invoices.coxautoinc.com.au/au/en/AUD/>
If you have any issues logging in, please contact your local Manheim office.

Thank you for using Manheim's Auction Services.

STEP ONE - EMAIL NOTIFICATION:

You will receive a successful purchase confirmation notification email which will direct you to visit the Online Invoice Portal. Use the website address in the email and copy and paste it into your web browser.

STEP TWO - ACCESSING THE ONLINE INVOICE PORTAL:

- No more PDF invoices
- Invoices now accessible in the Online Invoice Portal
- Past invoices accessible in the online invoice portal
- Payments can also be made via the Portal directly

<https://invoices.coxautoinc.com.au/au/en/AUD/>

Manheim
COX AUTOMOTIVE

LOG IN →

Login

Mobile Login via Email

1

AUS (+61) ▾

Verification OTP Code

2

OTP

3

4

STEP THREE - LOGGING-IN:

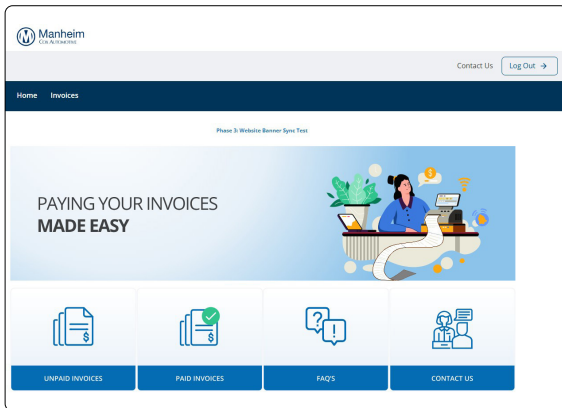
Click the 'Log in' button

1. Enter your email address or your mobile phone number in order to receive a security code
2. Click 'Send Code'
3. Enter the code into the 'OTP' box
4. Click 'Login'

Please note you must use the email address or the phone number held against your account

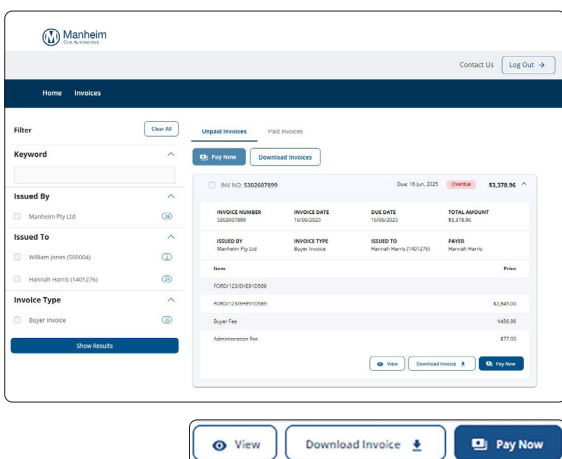
Log-in Instructions

ONLINE INVOICE PORTAL



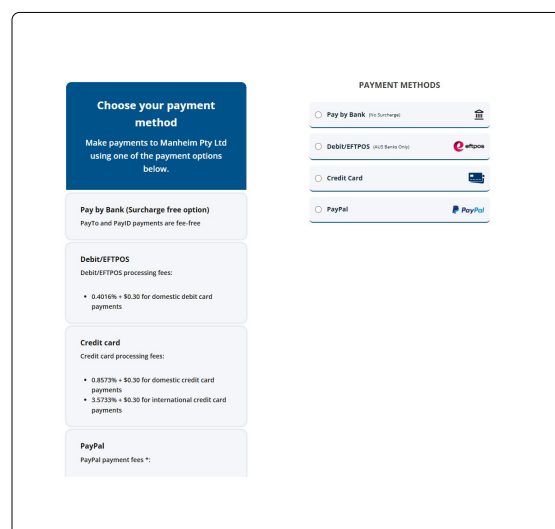
STEP FOUR - USING THE PORTAL

1. View your **Unpaid** invoices
2. View any past invoices already **Paid**
3. Our **FAQs** will give you more information
4. **Contact** details for more help



STEP FIVE - VIEWING YOUR INVOICE

- Click on 'Unpaid Invoices' to view your invoices.
- Click on an invoice to display the details
- To download an invoice click the 'Download Invoice' button



STEP SIX - PAYING YOUR INVOICE

- Click on the 'Pay Now' button
- Payments can also be made via the Portal directly using **PayPal, Credit Card or Debit Card** (note – fees apply which are outlined in the Portal)
- Pay To or Pay ID payments are now available. Choose Pay by Bank for this fee-free option.
- You can also pay your invoice via **BPAY** or **EFT** as per the details listed on your invoice
- You can still pay your invoice at a Manheim **site** if you prefer this option, especially if you have attended an **in-person** auction